

Fig. 164.



* *Galeodes araneoides mas.*

Fig. 165.



Colletes



Fig. 166.

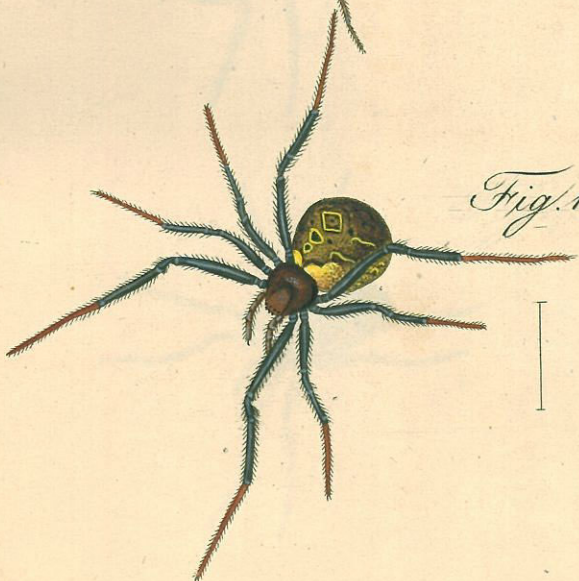


Fig. 167.

Meta.

*Fig. 166. hispida, * Fig. 167. Schuchii.*



I



Fig. 169.

I



Fig. 170.

I

Micryphantes.

Fig. 168. camelinus mas, Fig. 169. foem. -
Fig. 170. punctulatus foem.

Fig. 171.




Fig. 172.

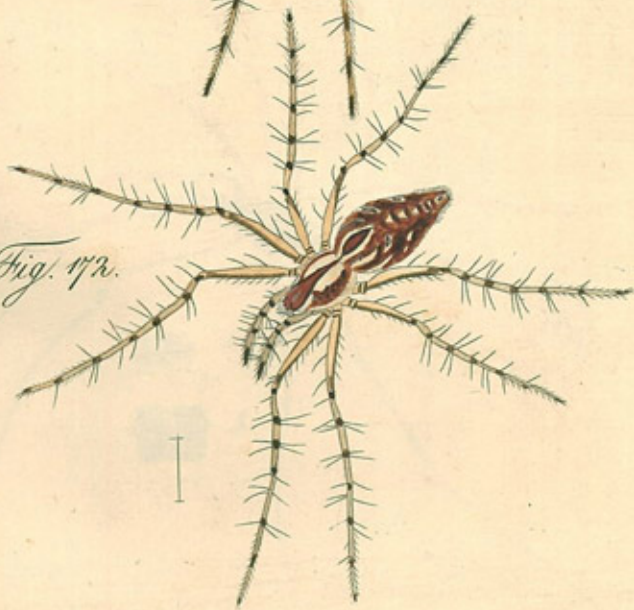
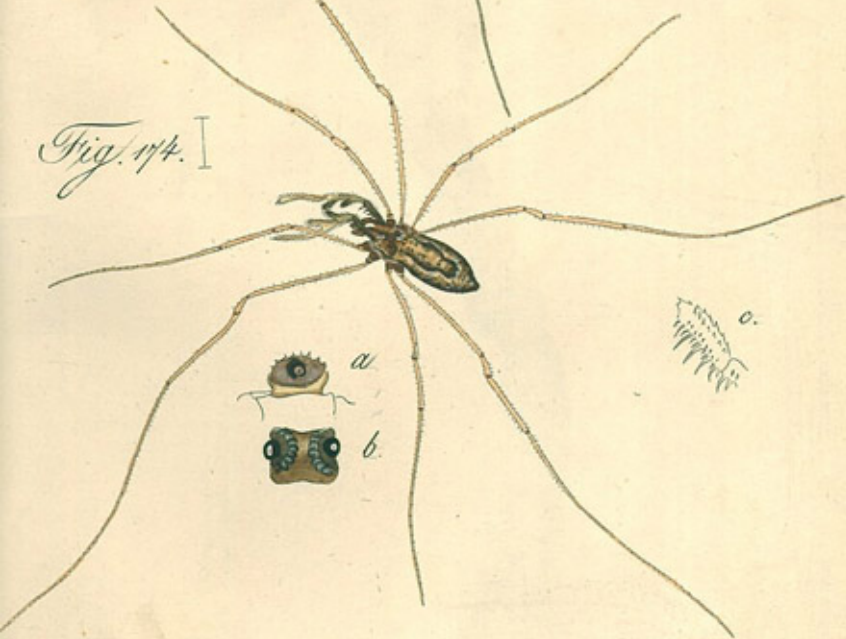


Fig. 171. *Sphasus lineatus* mas, * Fig. 172. foem.



Fig. 174. I



Opilio.
Fig. 173. tridens, Fig. 174. rufipes.